

Features

- Integral slotted overflow allows for deep soaking.
- Center toe-tap drain with cast resin material cover.
- Integral lumbar support.
- 17" soaking depth.
- 65-3/4" (1670mm) x 30-3/4" (781mm) x 23-3/4" (603mm)

Material

- KOHLER Lithocast®

Installation

- Freestanding



Codes/Standards

CSA B45.5/IAPMO Z124


KOHLER® One-Year Limited Warranty

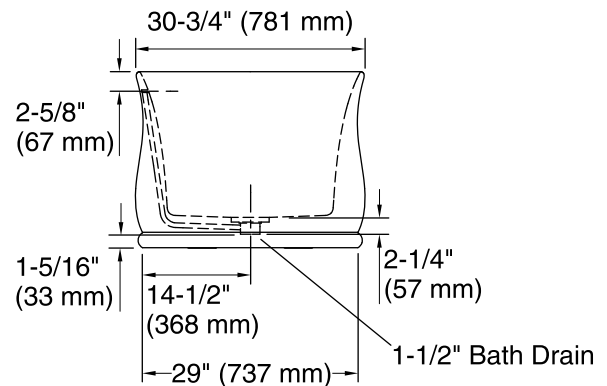
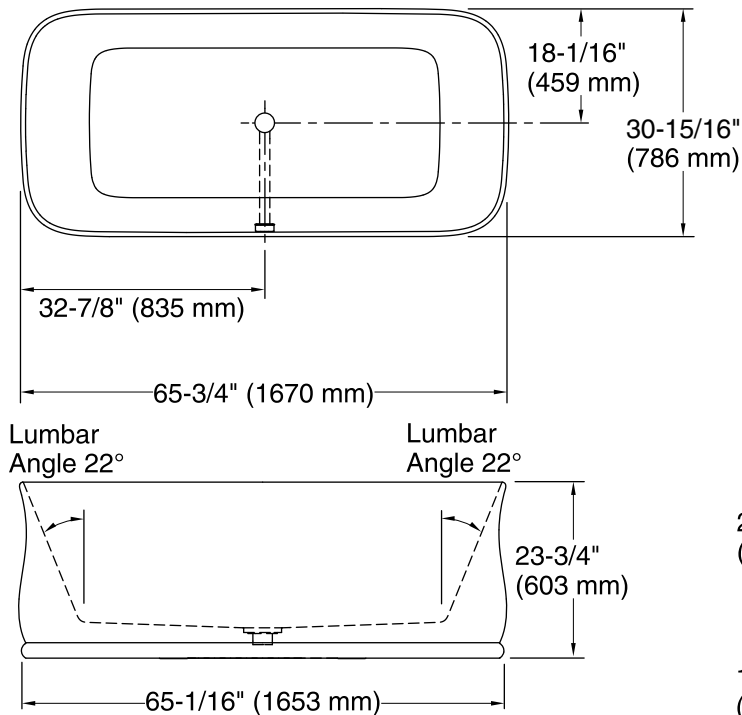
See website for detailed warranty information.

Available Color/Finishes

Color tiles intended for reference only.

Color	Code	Description
-------	------	-------------

	0	White
--	---	-------



Technical Information

All product dimensions are nominal.

Installation:	Freestanding
Drain location:	Center
Basin area, bottom:	50-1/8" x 22-3/8" (1273 mm x 568 mm)
Basin area, top:	64-1/2" x 29-5/8" (1639 mm x 753 mm)
Weight:	360 lbs (163.3 kg)
Minimum floor load:	90.9 lbs/ft ² (443.8 kg/m ²)
Water depth:	16-15/16" (430 mm)
Water capacity:	94.61 gal (358.1 L)
Template:	Footprint, 1314995, not required, not included

Notes

Measure your actual product for rough-in details.

Install this product according to the installation instructions.

The hot water supply should be 70% of the capacity of the bath or greater. Installations will vary.

Allow for 3" (76 mm) diameter of clearance around the drain pipe on finished floor material to prevent drain body interference during installation.